



Antennas

DATA SHEET

Quad-Band Omni Antenna

SCA360F-KEHJ4Hv2



- 48.0" (1.2 m) tall x 16.5" (420 mm) wide, Quad-band, 24 port quasi-omni canister antenna with 360° of coverage, providing Full Spectrum Compliance covering 698-960 MHz, 1695-2690 MHz, 3300-4200 MHz and 5150-5925 MHz frequencies
- Four wide band ports covering 698-960 MHz, twelve wide band ports covering 1695-2690 MHz, four wide band ports covering 3300-4200 MHz and four wide band ports covering 5150-5925 MHz all within in a low weight and low-profile canister antenna
- Antenna meets U-NII pattern and gain requirements set forth by FCC and CRTC
- This canister antenna is designed for multiple operators/platforms, with each pair of ports residing on separate and independent antenna arrays, minimizing potential interference between multiple operators. Pairs of the same frequency band ports can be combined for 4x4 MIMO where applicable
- The antenna is equipped with standardized 6-Bolt "Starburst" attachment
- Exceeds minimum PIM performance requirements
- Equipped with 4.3-10 connectors, which are 40% smaller than 7/16 DIN connectors
- This canister antenna is also equipped with various EDT configurations, to allow maximum coverage/performance flexibility. Each set of four ports in 1695-2690 MHz, can be configured with a different EDT setting. Refer to the ordering option section for further details
- Can be ordered with Brown or Black radomes in addition to default grey color
- Equipped with an internal GPS antenna with Type N connector

Overview

The CCI Quad-Band Quasi-Omni Small Cell antenna provides one independent set of 4x4 MIMO Multiple-Input-Multiple-Output (MIMO) functionality across the 698-960 MHz ports, three independent sets of 4x4 Multiple-Input-Multiple-Output (MIMO) functionality across the 1695-2690 MHz ports, one set of 4x4 Multiple-Input-Multiple-Output (MIMO) functionality across the 3300-4200 MHz ports and provides two independent sets of 2x2 Multiple-Input-Multiple-Output (MIMO) functionality across the U-NII 5150-5925 MHz ports.

CCI antennas are designed and produced to ISO 9001 certification standards for reliability and quality in our state-of-the-art manufacturing facilities.

Applications

- With a 48" height and 16.5" diameter, this canister antenna is an ideal solution for multi-tenant Small Cell Densification deployments in the Right of Way, in difficult jurisdictional and other visually sensitive environments
- Outdoor Distributed Antenna Systems (ODAS), neutral host in venues, campuses and other outdoor coverage applications



Antennas

SPECIFICATIONS

Quad-Band Omni Antenna

SCA360F-KEHJ4Hv2

Electrical

Ports	4 x Low Band Ports for 698-960 MHz			
Frequency Range	698-806 MHz	790-862 MHz	824-896 MHz	880-960 MHz
Gain Peak ¹	6.0 dBi	6.1 dBi	6.1 dBi	6.0 dBi
Gain BASTA ²	5.2±0.8 dBi	5.8±0.3 dBi	5.8±0.3 dBi	5.8±0.3 dBi
Elevation Beamwidth (-3dB)	44°	39°	38°	35°
Electrical Downtilt	4°	4°	4°	4°
First Upper Sidelobes (at Peak Gain)	< -14 dB	< -10 dB	< -9 dB	< -9 dB
Cross-Polar Port-to-Port Isolation (all tilts)	> 25 dB	> 25 dB	> 25 dB	> 25 dB
Voltage Standing Wave Ratio(VSWR)	< 1.55:1	< 1.55:1	< 1.55:1	< 1.55:1
Passive Intermodulation (2x20W)	≤ -153 dBc	≤ -153 dBc	≤ -153 dBc	≤ -153 dBc
Input Power Continuous Wave (CW)	100 watts	100 watts	100 watts	100 watts
Polarization	Dual Pol 45°	Dual Pol 45°	Dual Pol 45°	Dual Pol 45°
Input Impedance	50 ohms	50 ohms	50 ohms	50 ohms
Lightning Protection	DC Ground	DC Ground	DC Ground	DC Ground

¹Peak gain across sub-bands.

²Electrical specifications follow document "Recommendation on Base Station Antenna Standards" (BASTA) V9.6.

Ports	12 x High Band Ports for 1695-2690 MHz				
Frequency Range	1695-1880 MHz	1850-1990 MHz	1920-2180 MHz	2300-2400 MHz	2496-2690 MHz
Gain Peak ¹ (2° EDT)	8.3 dBi	8.6 dBi	8.9 dBi	9.2 dBi	9.4 dBi
Gain BASTA ² (2° EDT)	7.4±0.6 dBi	7.7±0.6 dBi	8.1±0.6 dBi	8.5±0.6 dBi	8.5±0.6 dBi
Elevation Beamwidth (-3dB) (2° EDT)	22.5°	21.6°	20.0°	17.8°	15.8°
Electrical Downtilt	2° or 4° or 6°	2° or 4° or 6°	2° or 4° or 6°	2° or 4° or 6°	2° or 4° or 6°
First Upper Sidelobes (at Peak Gain) (2° EDT)	< -19 dB	< -19 dB	< -20 dB	< -17 dB	< -16 dB
Cross-Polar Port-to-Port Isolation (all tilts)	> 25 dB	> 25 dB	> 25 dB	> 25 dB	> 25 dB
Voltage Standing Wave Ratio(VSWR)	< 1.5:1	< 1.5:1	< 1.5:1	< 1.5:1	< 1.5:1
Passive Intermodulation (2x20W)	≤ -153 dBc	≤ -153 dBc	≤ -153 dBc	≤ -153 dBc	≤ -153 dBc
Input Power Continuous Wave (CW)	100 watts	100 watts	100 watts	100 watts	100 watts
Polarization	Dual Pol 45°	Dual Pol 45°	Dual Pol 45°	Dual Pol 45°	Dual Pol 45°
Input Impedance	50 ohms	50 ohms	50 ohms	50 ohms	50 ohms
Lightning Protection	DC Ground	DC Ground	DC Ground	DC Ground	DC Ground

¹Peak gain across sub-bands.

²Electrical specifications follow document "Recommendation on Base Station Antenna Standards" (BASTA) V9.6.

Ports	4 x High Band Ports for 3300-4200 MHz		4 x High Band Ports for 5150-5925 MHz
Frequency Range	3300-3800 MHz	3700-4200 MHz	5150-5925 MHz
Gain Peak ¹	5.8 dBi	7.3 dBi	5.4 dBi
Gain BASTA ²	5.4±0.3 dBi	6.2±0.6 dBi	4.6±0.6 dBi
Elevation Beamwidth (-3dB)	28.0°	25.0°	26.4°
Electrical Downtilt	4°	4°	6°
First Upper Sidelobes (at Peak Gain)	< -13 dB	< -13 dB	< -19 dB
Cross-Polar Port-to-Port Isolation	> 25 dB	> 25 dB	> 25 dB
Voltage Standing Wave Ratio(VSWR)	< 1.5:1	< 1.5:1	< 1.5:1
Input Power Continuous Wave (CW)	50 watts	50 watts	10 watts
Polarization	Dual Pol 45°	Dual Pol 45°	Dual Pol 45°
Input Impedance	50 ohms	50 ohms	50 ohms
Lightning Protection	DC Ground	DC Ground	DC Ground

¹Peak gain across sub-bands.

²Electrical specifications follow document "Recommendation on Base Station Antenna Standards" (BASTA) V9.6.



Antennas

SPECIFICATIONS

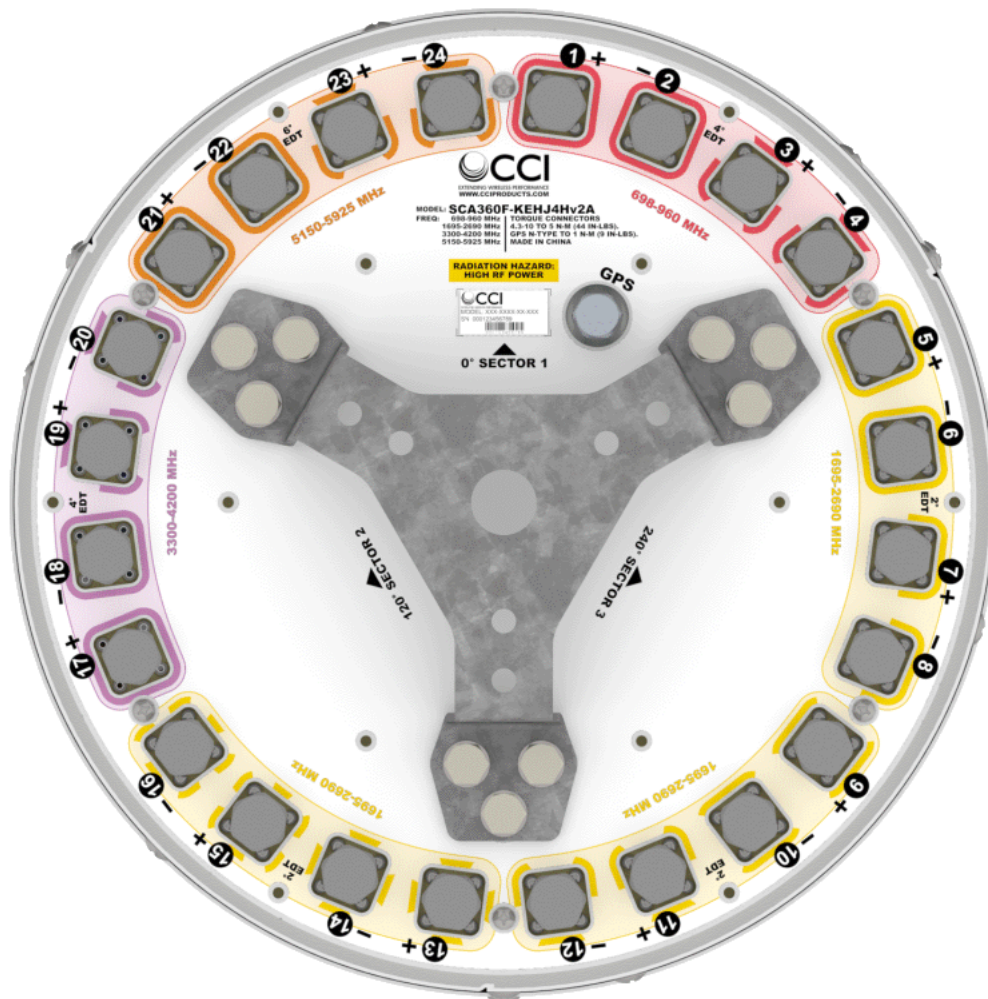
Quad-Band Omni Antenna

SCA360F-KEHJ4Hv2

Mechanical

Dimensions (L x D)	48.0x16.5 in (1219x419 mm)
Survival Wind Speed	> 150 mph (> 241 kph)
Front Wind Load	100 lbs (444 N) @ 100 mph (161 kph)
Equivalent Flat Plate Area	3.9 ft ² (0.4 m ²)
Weight	47.2 lbs (21.4 kg)
Connector	24 x 4.3-10 female

Bottom View





Antennas

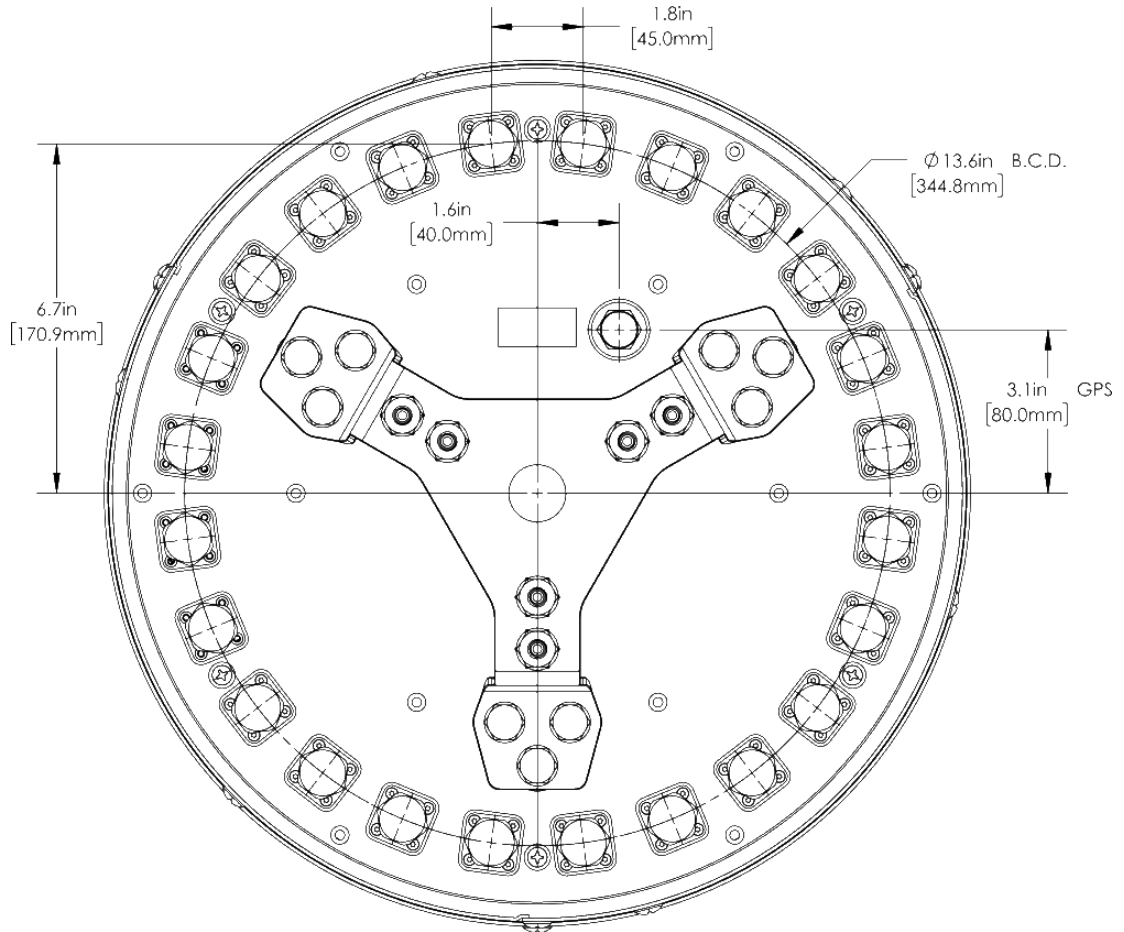
Quad-Band Omni Antenna

SCA360F-KEHJ4Hv2

SPECIFICATIONS

Mechanical

Connector Spacing





Antennas

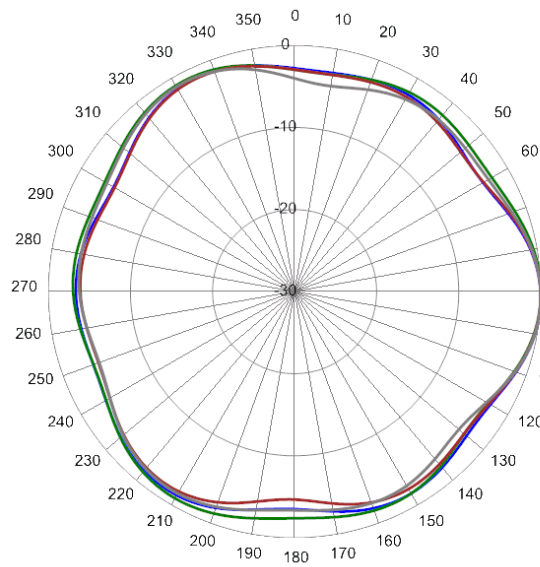
SPECIFICATIONS

Quad-Band Omni Antenna

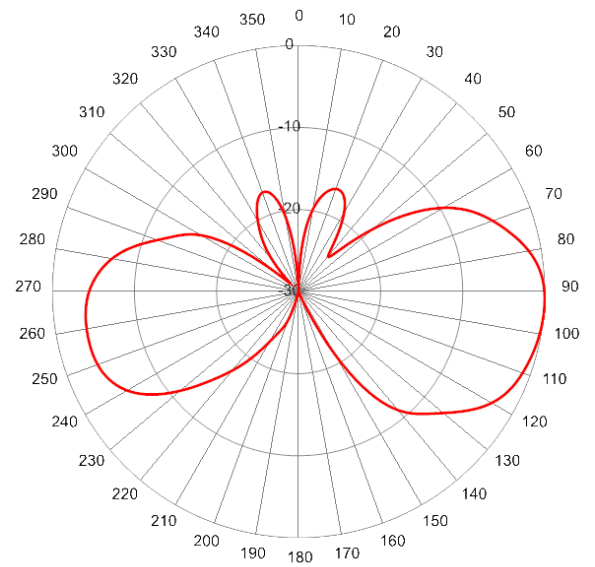
SCA360F-KEHJ4Hv2

Typical Antenna Patterns

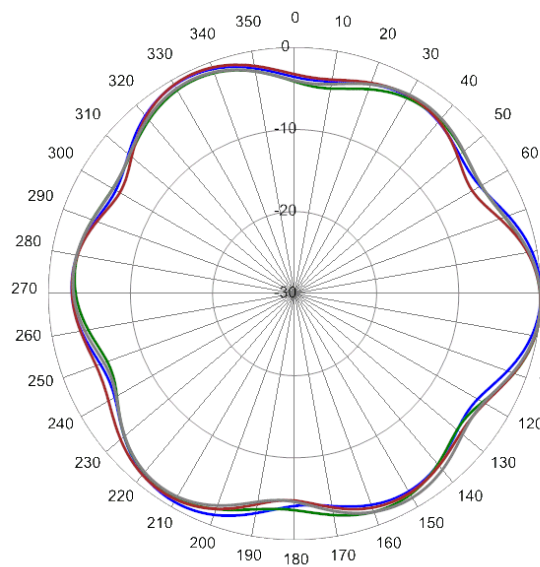
For detailed information on additional antenna patterns, contact customer support at support@cciproducts.com



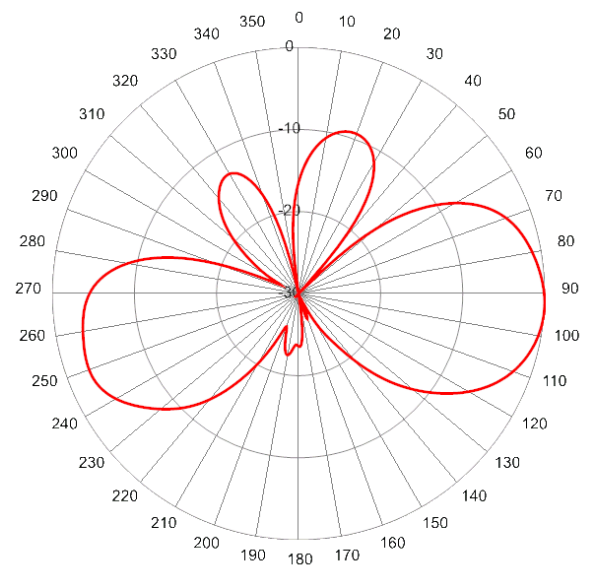
725 MHz Azimuth



725 MHz Elevation 4°



824 MHz Azimuth



824 MHz Elevation 4°



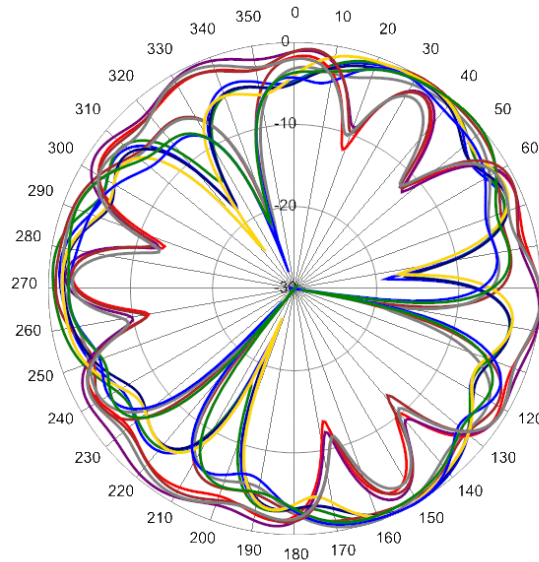
Antennas

SPECIFICATIONS

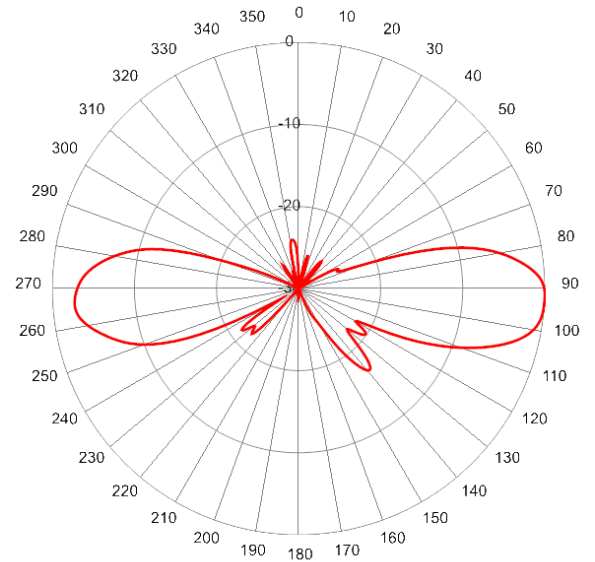
Quad-Band Omni Antenna

SCA360F-KEHJ4Hv2

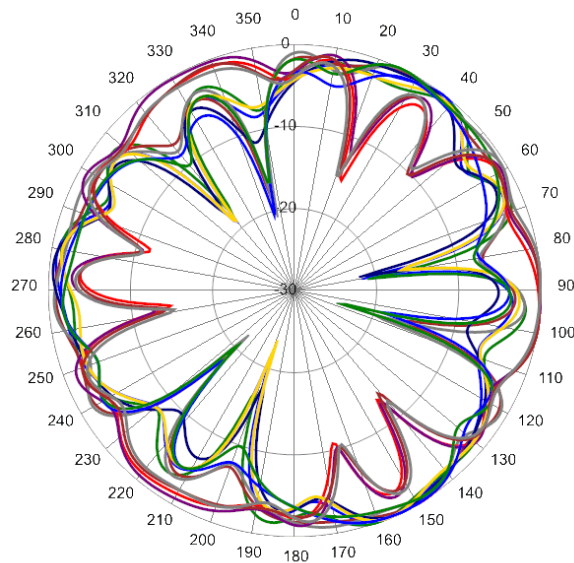
Typical Antenna Patterns



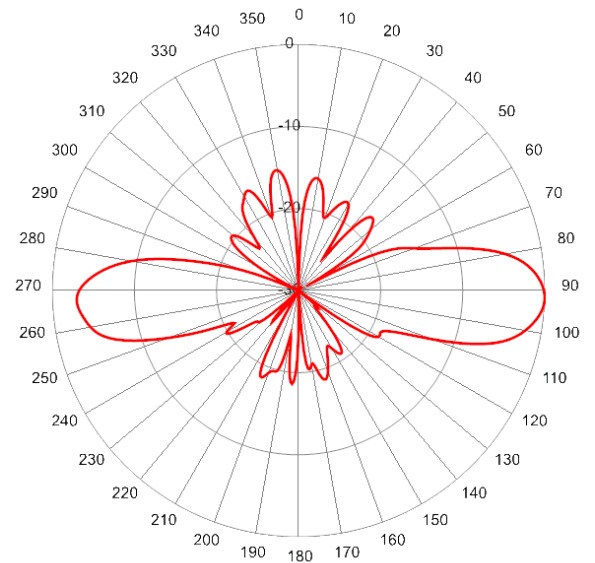
1920 MHz Azimuth



1920 MHz Elevation 2°



2355 MHz Azimuth



2355 MHz Elevation 2°



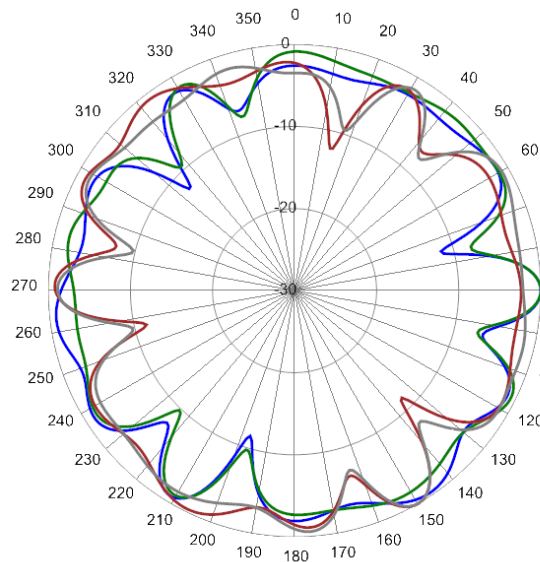
Antennas

SPECIFICATIONS

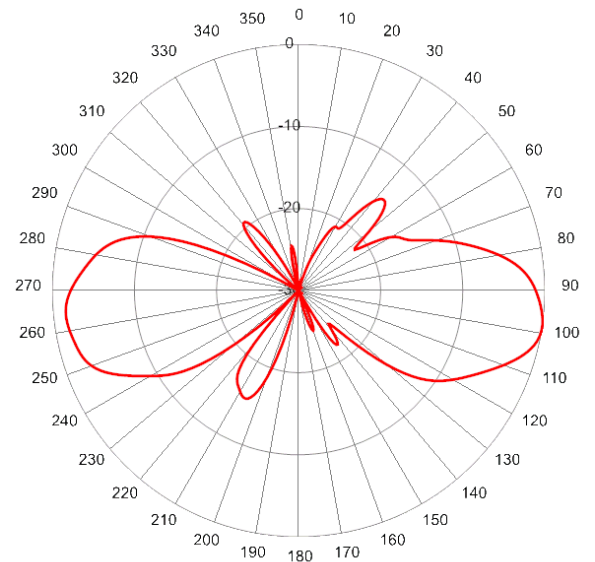
Quad-Band Omni Antenna

SCA360F-KEHJ4Hv2

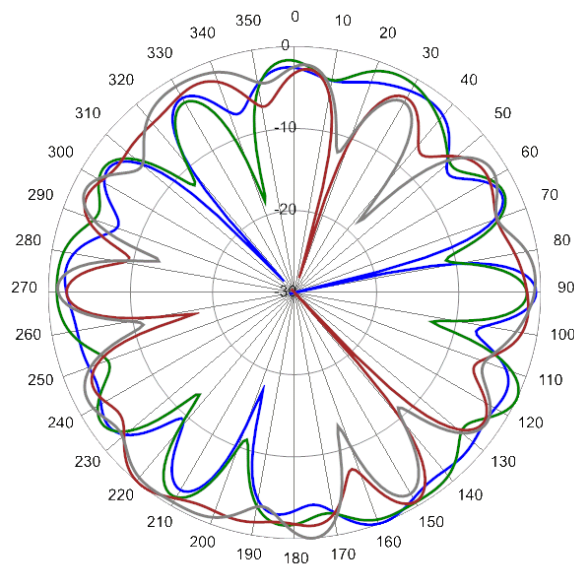
Typical Antenna Patterns



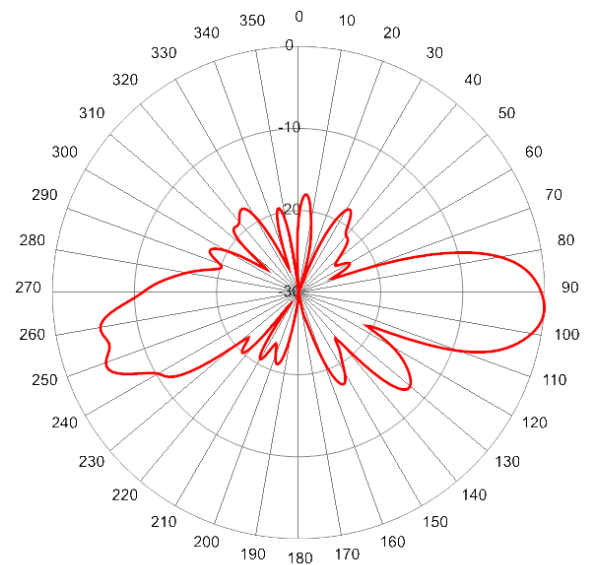
3500 MHz Azimuth



3500 MHz Elevation 4°



4100 MHz Azimuth



4100 MHz Elevation 4°



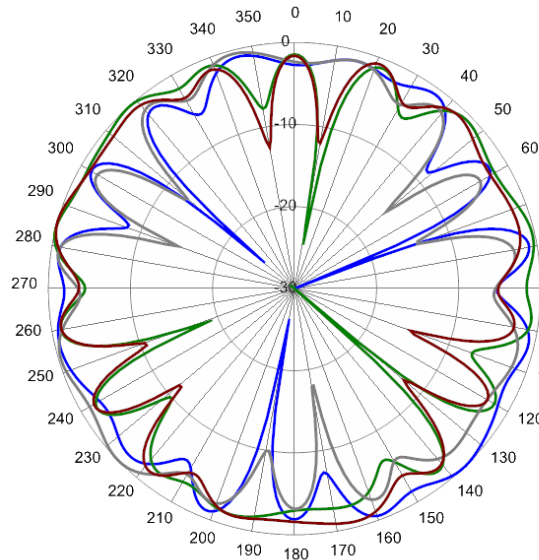
Antennas

SPECIFICATIONS

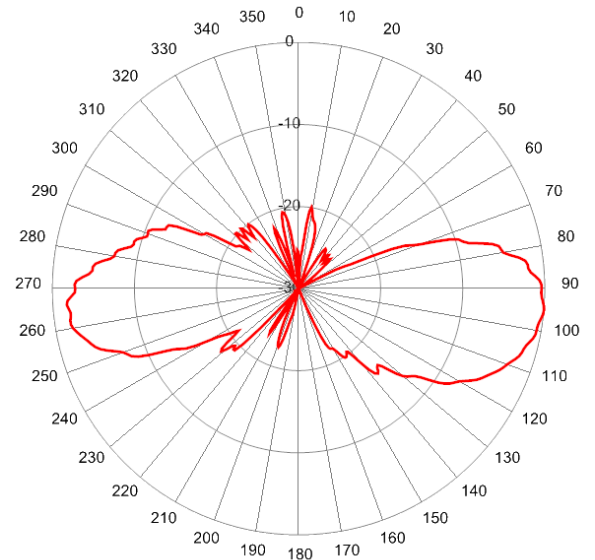
Quad-Band Omni Antenna

SCA360F-KEHJ4Hv2

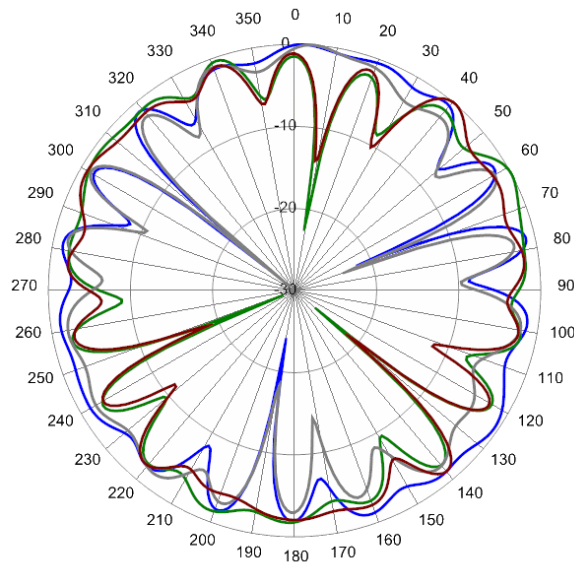
Typical Antenna Patterns



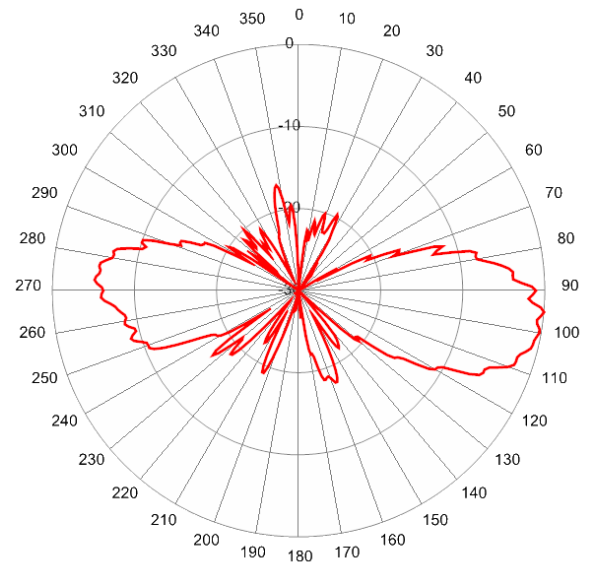
5150 MHz Azimuth



5150 MHz Elevation 6°



5800 MHz Azimuth



5800 MHz Elevation 6°



Antennas

ORDERING

Quad-Band Omni Antenna

SCA360F-KEHJ4Hv2

Parts & Accessories

	Description	Antenna Color
SCA360F-KEHJ4Hv2A	Four foot (1.2 m) Quad-Band Quasi-Omni antenna with 4° EDT across all 698-960 MHz ports, 2° EDT across all 1695-2690 MHz ports, 4° across all 3300-4200 MHz ports and 6° across all 5150-5925 MHz ports, 4.3-10 connectors with protective endcaps, GPS with Type N connector, standardized 6 bolt "Starburst" pattern and AHH-02 antenna hoisting harness	Standard Grey
SCA360F-KEHJ4Hv2B	Four foot (1.2 m) Quad-Band Quasi-Omni antenna with 4° EDT across all 698-960 MHz ports, 4° EDT across all 1695-2690 MHz ports, 4° across all 3300-4200 MHz ports and 6° across all 5150-5925 MHz ports, 4.3-10 connectors with protective endcaps, GPS with Type N connector, standardized 6 bolt "Starburst" pattern and AHH-02 antenna hoisting harness	Standard Grey
SCA360F-KEHJ4Hv2C	Four foot (1.2 m) Quad-Band Quasi-Omni antenna with 4° EDT across all 698-960 MHz ports, 6° EDT across all 1695-2690 MHz ports, 4° across all 3300-4200 MHz ports and 6° across all 5150-5925 MHz ports, 4.3-10 connectors with protective endcaps, GPS with Type N connector, standardized 6 bolt "Starburst" pattern and AHH-02 antenna hoisting harness	Standard Grey
SCA360F-KEHJ4Hv2D	Four foot (1.2 m) Quad-Band Quasi-Omni antenna with 4° EDT across all 698-960 MHz ports, 2° EDT on 8 ports and 4° EDT on 4 ports of the 1695-2690 MHz ports, 4° across all 3300-4200 MHz ports and 6° across all 5150-5925 MHz ports, 4.3-10 connectors with protective endcaps, GPS with Type N connector, standardized 6 bolt "Starburst" pattern and AHH-02 antenna hoisting harness	Standard Grey
SCA360F-KEHJ4Hv2E	Four foot (1.2 m) Quad-Band Quasi-Omni antenna with 4° EDT across all 698-960 MHz ports, 2° EDT on 8 ports and 6° EDT on 4 ports of the 1695-2690 MHz ports, 4° across all 3300-4200 MHz ports and 6° across all 5150-5925 MHz ports, 4.3-10 connectors with protective endcaps, GPS with Type N connector, standardized 6 bolt "Starburst" pattern and AHH-02 antenna hoisting harness	Standard Grey
SCA360F-KEHJ4Hv2F	Four foot (1.2 m) Quad-Band Quasi-Omni antenna with 4° EDT across all 698-960 MHz ports, 4° EDT on 8 ports and 6° EDT on 4 ports of the 1695-2690 MHz ports, 4° across all 3300-4200 MHz ports and 6° across all 5150-5925 MHz ports, 4.3-10 connectors with protective endcaps, GPS with Type N connector, standardized 6 bolt "Starburst" pattern and AHH-02 antenna hoisting harness	Standard Grey
Color Options	For Brown (Pantone 476C) add "2" to end of model name (ie SCA360F-KEHJ4Hv2A2)	Brown
	For Black (RAL 9011) add "3" to end of model name (ie SCA360F-KEHJ4Hv2A3)	Black
AHH-02	Four foot (1.2 m) Antenna Hoisting Harness	NA



Antennas

ACCESSORIES

Antenna Hoisting Harness

AHH-02

Mechanical Specifications

Individual Cable Part Number	AHH-02
Construction	400 kg Nylon Webbing
Color	Black
Max Antenna weight	100 lbs (45.3 kg)

Environmental Specifications

Individual Cable Part Number	AHH-02
Temperature Range	-45° to 70° C



Antennas

STANDARDS & CERTIFICATIONS

Quad-Band Omni Antenna

SCA360F-KEHJ4Hv2

Standards & Compliance

Environmental IEC 60068-2-1, IEC 60068-2-2, IEC 60068-2-5,
 IEC 60068-2-6, IEC-60068-2-11, IEC 60068-2-14,
 IEC 60068-2-18, IEC 60068-2-27, IEC 60068-2-29,
 IEC 60068-02-30, IEC 60068-2-52, IEC 60068-2-64,
 GR-63-CORE 4.3.1, EN 60529, IP 24

Certifications

Federal Communication Commission (FCC) Part 15 Class B, ISO 9001

