



Multi-Band Omni Antenna

IOM-700-3800A

SPECIFICATIONS

Electrical

Ports	2 X Ports for 602-3800 MHz			
	698-806 MHz	806-960 MHz	1710-2700 MHz	3400-3800 MHz
Frequency Range	698-806 MHz	806-960 MHz	1710-2700 MHz	3400-3800 MHz
Gain (Average)	2.0 dBi	2.5 dBi	4.0 dBi	4.0 dBi
Azimuth Beamwidth (-3 dB)	360°	360°	360°	360°
Elevation Beamwidth (-3 dB)	80°	60°	30°	30°
Voltage Standing Wave Ratio (VSWR)	< 1.8:1	< 1.5:1	< 1.5:1	< 1.5:1
Passive Intermodulation (2x20W)	≤ -153 dBc	≤ -153 dBc	≤ -153 dBc	≤ -153 dBc
Input Power Continuous Wave (CW)	50 watts	50 watts	50 watts	50 watts
Polarization	V/H Pol	V/H Pol	V/H Pol	V/H Pol
Input Impedance	50 Ohms	50 Ohms	50 Ohms	50 Ohms
Lightning Protection	DC Ground	DC Ground	DC Ground	DC Ground

Mechanical

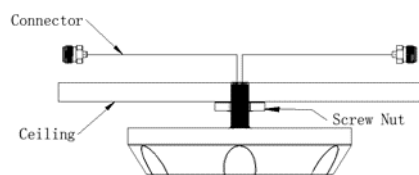
Front Isometric View



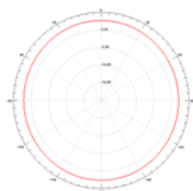
Dimensions (LxD)	8.0 x 1.7 inches (203 x 43 mm)
Equivalent Flat Plate Area	0.3 ft ² (0.03 m ²)
Weight*	1.0 lbs (460 g)
Connector (RF)	2 x 4.3-10 Female
Mounting	Ceiling
Radome Color	White

*Does not include weight of Mounting Kit

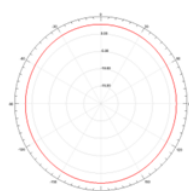
Installation Diagram



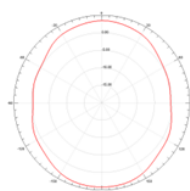
Typical Antenna Patterns



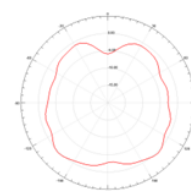
E-Plane 740 MHz



E-Plane 880 MHz



E-Plane 1710 MHz



E-Plane 2600 MHz