

- 6 foot (1.8 m), eight port antenna with an 85° azimuth beamwidth covering 698-787 MHz, 824-896 MHz and 1695-2180 MHz
- Four high band and four low band ports in a single antenna
- Sharp elevation beamwidth aides in network planning
- Optimal elevation sidelobe performance
- Enhanced array spacing ensures optimal MIMO performance
- Exceeds minimum PIM performance requirements
- Multi-network solution in one radome with eight ports
- Reduces tower load and increases space for tower mounted remote radio heads
- Multi-band design improves site radio resource management
- Field replaceable, integrated AISG 2.0 compliant Remote Electrical Tilt (RET) system with independent tilt control for each freq pair

Overview

The CCI OctoPort multi-band array is an eight port antenna with full Advanced Wireless Service (AWS) band coverage. With four high band ports covering 1695-2180 MHz, two ports covering 698-787 MHz and two ports covering 824-896 MHz, this 6 foot (1.8 m) CCI OctoPort provides the capability to deploy 4x4 Multiple-input Multiple-output (MIMO) in the high band. The OctoPort allows separate tilt control for each freq. group enabling maximum flexibility in network deployment.

CCI has engineered its antennas using new and innovative design techniques to provide optimal sidelobe performance, sharp elevation beams, and high front to back ratio.

Multiple technologies can now be connected to a single antenna, reducing tower load, lease expense, deployment time and installation cost.

CCI antennas are designed and produced to ISO 9001 certification standards for reliability and quality in our state-of-the-art manufacturing facilities.

Applications

- 4x4 MIMO for the high band and 2x2 MIMO for each of the low bands
- Increase capacity without adding antennas
- Cosite current, and next-generation basestation technologies on the same antenna



OctoPort Multi-Band Antenna

OPA-85I-LCWW-H6

SPECIFICATIONS

Electrical

Ports	2 x Low Band Ports for		4 x High Band Ports for 1695-2180 MHz		
	698-787 MHz	824-896 MHz	1850-1990 MHz	1695-1755/2110-2180 MHz	
Frequency Range	698-787 MHz	824-896 MHz	1850-1990 MHz	1695-1755/2110-2180 MHz	
Gain (dBi)	12.7	12.7	15.2	14.4	15.9
Azimuth Beamwidth (-3dB) (°)	79	88	92	89	90
Elevation Beamwidth (-3dB) (°)	12.7	10.9	5.7	6.2	5.0
Electrical Downtilt (°)	0 to 10	0 to 10	0 to 8	0 to 8	0 to 8
Elevation Sidelobes (1st Upper) (dB)	< -16	< -18	< -18	< -18	< -18
Front-to-Back Ratio @180° (dB)	> 30	> 30	> 30	> 30	> 30
Cross-Polar Discrimination (at Peak) (dB)	> 20	> 18	> 20	> 20	> 20
Cross-Polar Port-to-Port Isolation (dB)	> 25	> 25	> 25	> 25	> 25
Voltage Standing Wave Ratio (VSWR)	< 1.5:1	< 1.5:1	< 1.5:1	< 1.5:1	< 1.5:1
Passive Intermodulation (2x20W) (dBc)	≤ -153	≤ -153	≤ -153	≤ -153	≤ -153
Input Power Continuous Wave (CW)	500 watts	500 watts	300 watts	300 watts	300 watts
Polarization	Dual Pol 45°	Dual Pol 45°	Dual Pol 45°	Dual Pol 45°	Dual Pol 45°
Input Impedance	50 ohms	50 ohms	50 ohms	50 ohms	50 ohms
Lightning Protection	DC Ground	DC Ground	DC Ground	DC Ground	DC Ground

BASTA Electrical Specifications*

	698-787 MHz	824-896 MHz	1850-1990 MHz	1695-1755/2110-2180 MHz	
Frequency Range	698-787 MHz	824-896 MHz	1850-1990 MHz	1695-1755/2110-2180 MHz	
Gain over all Tilts (dBi)	12.7	12.7	15.2	14.4	15.9
Gain over all Tilts Tolerance (dB)	0.5	0.5	0.6	0.4	0.5
Gain at Low-tilt (dBi)	12.9	13.0	15.2	14.6	16.1
Gain at Mid-tilt (dBi)	12.8	12.8	15.3	14.5	16.1
Gain at High-tilt (dBi)	12.4	12.4	15.2	14.3	15.4
Azimuth Beamwidth Tolerance (°)	4.8	8.4	7.0	6.7	2.9
Elevation Beamwidth Tolerance (°)	1.2	0.7	0.2	0.3	0.2
Electrical Downtilt Deviation (°)	0.9	0.6	0.5	0.6	0.5
Front-to-Back Ratio over ± 20° (dB)	27.2	26.3	23.2	23.6	27.2
First Upper Sidelobe Suppression (dB)	13.1	15.7	18.8	16.2	18.5
Upper Sidelobe Suppression peak to 20°(dB)	16.0	16.9	18.2	15.3	16.3

* Electrical specifications follow document "Recommendation on Base Station Antenna Standards" (BASTA) V9.6. All specifications are subject to change without notice.

Mechanical

Dimensions (LxWxD)	72.3x14.4x7.3 in (1836x366x185 mm)
Survival Wind Speed	> 150 mph (> 241 kph)
Front Wind Load	243 lbs (1081 N) @ 100 mph (161 kph)
Side Wind Load	140 lbs (622 N) @ 100 mph (161 kph)
Equivalent Flat Plate Area	9.5 ft ² (0.9 m ²)
Weight *	64.8 lbs (29.4 kg)
Connector	8 x 7-16 DIN female long neck
Mounting Pole	2 to 5 in (5 to 12 cm)

* Weight excludes mounting

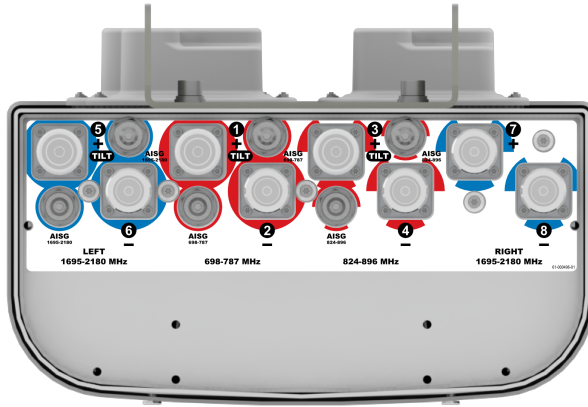


OctoPort Multi-Band Antenna

OPA-85I-LCWW-H6

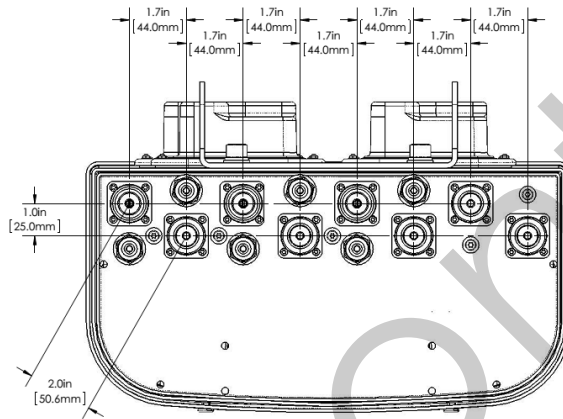
SPECIFICATIONS

Bottom View



Mechanical

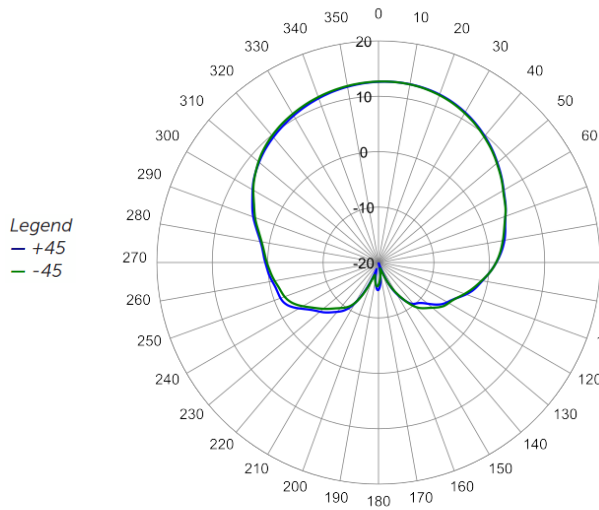
Connector Spacing



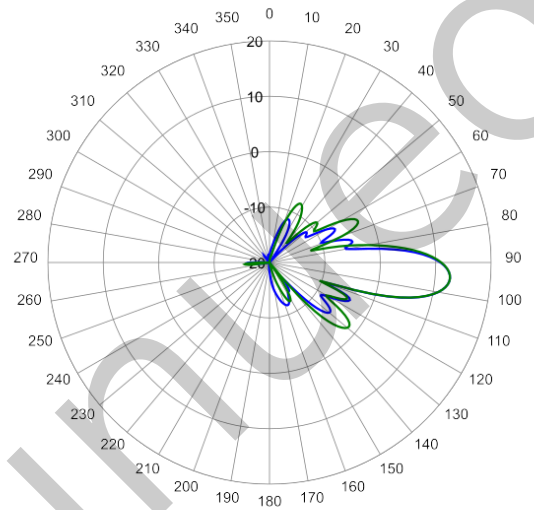


Typical Antenna Patterns

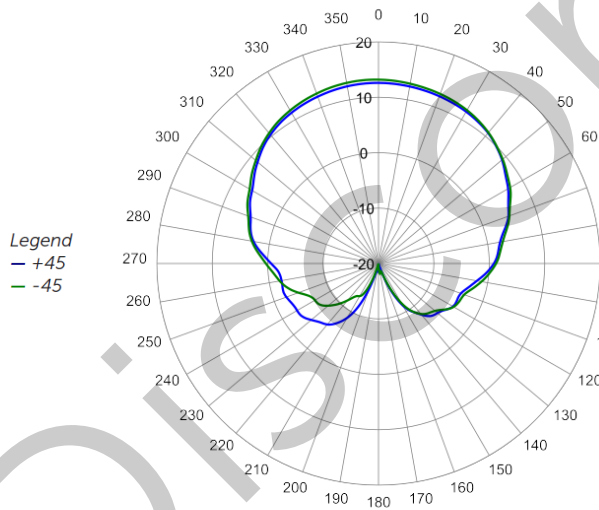
For detailed information on additional antenna patterns, contact customer support at support@cciproducts.com



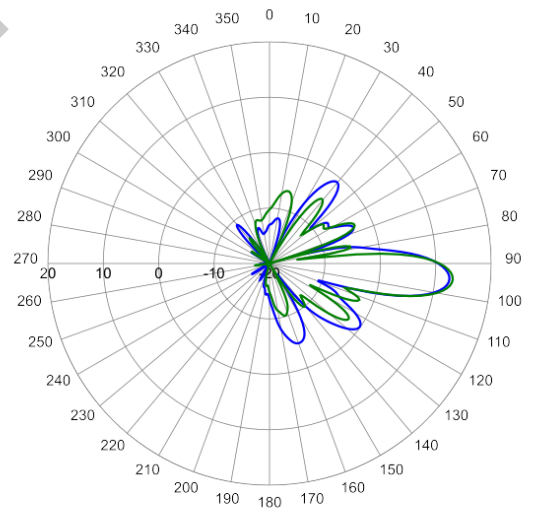
761 MHz Azimuth



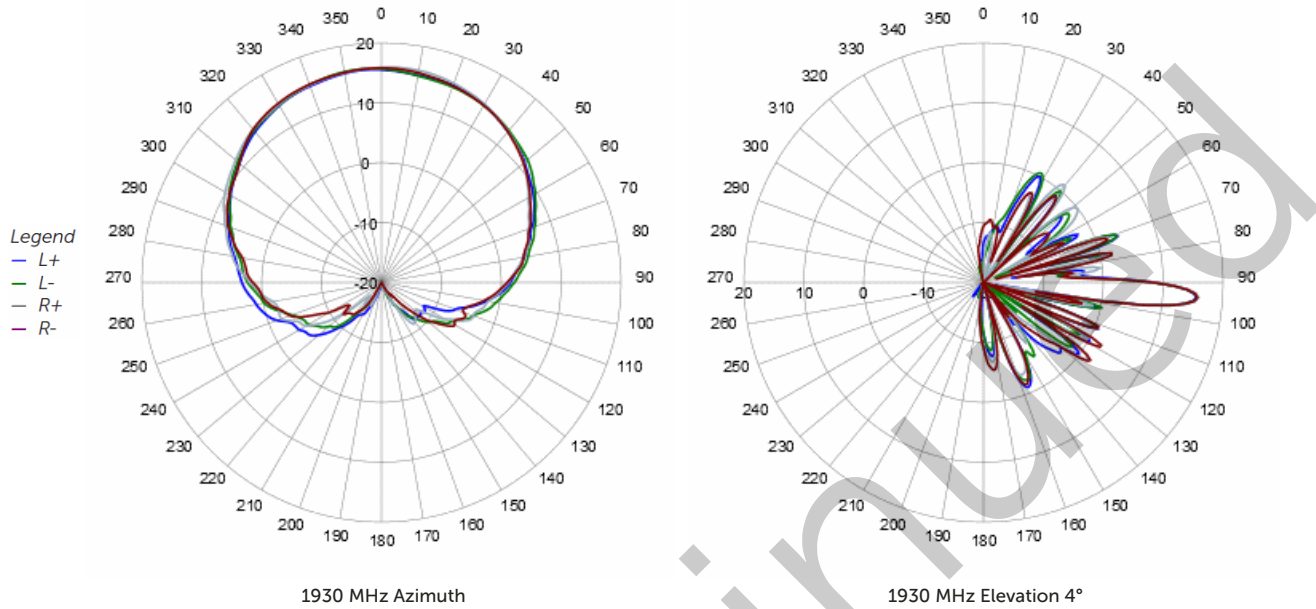
761 MHz Elevation 5°



849 MHz Azimuth



849 MHz Elevation 5°





ORDERING

OctoPort Multi-Band Antenna

OPA-85I-LCWW-H6

Parts & Accessories

OPA-85I-LCWW-H6	6 ft. (1.8 m) OctoPort antenna with 85° azimuth beamwidth and 3 factory installed BSA-RET400 RET actuators, and MBK-01 mounting bracket
MBK-01	Mounting bracket (top and bottom set) with 0° to 10° mechanical tilt adjustment
TM-01	Optional triple mount mast bracket for mounting up to three 85° antennas on a pole (or mast).
BSA-RET400	Remote electrical tilt actuator

Discontinued

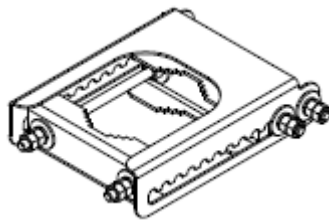


Mounting Bracket Kit

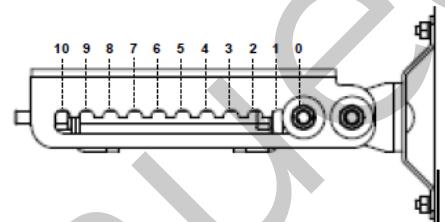
MBK-01

Mechanical

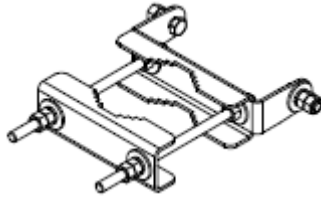
Weight	12.6 lbs (5.7 kg)
Hinge Pitch	47.25 in (1200 mm)
Mounting Pole Dimension	2 to 5 in (5 to 12 cm)
Fastener Size	M12
Installation Torque	40 ft·lb (54 N·m)
Mechanical Tilt Adjustment	0° - 10°



MBK-01 Top Adjustable Bracket



MBK-01 Top Adjustable Bracket Side View



MBK-01 Bottom Fixed Bracket

Discontinued

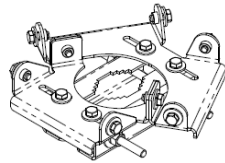


Triple Mount Cluster Bracket

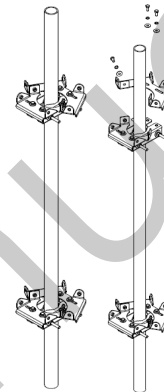
TM-01

Mechanical

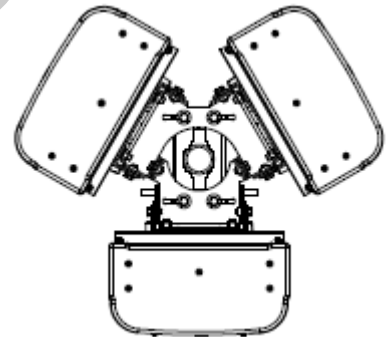
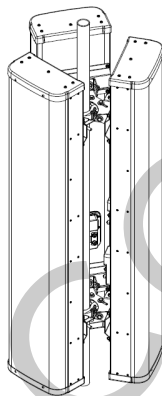
Weight	21.6 lbs (9.8 kg)
Fastener Size	M10
Installation Torque	40 ft-lb (54 N-m)
Hinge Pitch (Vertical)	13.0 in (330 mm) or 31.5 in (800 mm) or 47.2 in (1200 mm)
Mechanical Tilt Adjustment	None



TM-01 Bracket



TM-01 Mounting Brackets (on Pole)



3 - 65° Antennas Mounted on Pole using TM-01 Brackets (Iso and Top Views)



STANDARDS & CERTIFICATIONS

OctoPort Multi-Band Antenna

OPA-85I-LCWW-H6

Standards & Compliance

Safety	EN 60950-1, UL 60950-1
Emission	EN 55022
Immunity	EN 55024
Environmental	IEC 60068-2-1, IEC 60068-2-2, IEC 60068-2-5, IEC 60068-2-6, IEC-60068-2-11, IEC 60068-2-14, IEC 60068-2-18, IEC 60068-2-27, IEC 60068-2-29, IEC 60068-02-30, IEC 60068-2-52, IEC 60068-2-64, GR-63-CORE 4.3.1, EN 60529, IP 24

Certifications

Antenna Interface Standards Group (AISG), Federal Communication Commission (FCC) Part 15 Class B, CE, CSA US, ISO 9001



DISCONTINUED

